



YOUNGSTOWN ACADEMY OF EXCELLENCE

1408 RIGBY STREET - YOUNGSTOWN, OHIO 44506
PHONE: 330.746.3970 - FAX: 330.746.3965
WWW.YOUNGSTOWNACADEMY.ORG
Heather Knapp M.Ed., Principal

4th

BLIZZARD BAG

YAE Families,

In preparation for potential snow days Thursday and Friday, we are sending home a blizzard packet. This packet will count as the students' attendance for those days. We will collect and grade the packet upon return.

If students do not complete and return the packet, the hours will be counted against them as an unexcused absent.

If we do not have snow days, please send the packet back to school with your student. In the event that the school is closed, there will be an All Call. You can also check on WKBN or Facebook. If you have any questions, you can call the office upon return or email info@youngstownacademy.org.

Thank you and stay safe,

Ms. Knapp M.Ed.

Name: _____

Concrete and Abstract Nouns

A concrete noun can be seen or touched.

An abstract noun cannot be seen or touched, but you know it exists.

Directions: Write a "C" on the line if the underlined noun is concrete. Write an "A" on the line if the underlined noun is abstract.

1. I had a dream about unicorns doing cartwheels last night. _____
2. My teacher asked me to clean my desk before going to recess. _____
3. Ryan baked an apple pie for the bake sale. _____
4. My mom and dad fell hopelessly in love. _____
5. Sam and Deb decorated the board with rainbow colors. _____
6. The friendship between Kristi and I is unbreakable. _____
7. Allie blew out her candles after everyone sang to her. _____
8. Alaina hurt her leg during the soccer game. _____
9. The stranger showed kindness when he opened the door for the lady. _____
10. My goal for third grade is to read forty books by the end of the year. _____



Directions: In the first column, write 5 examples of concrete nouns. In the second column, write 5 examples of abstract nouns. Do not use words from the sentences above.

Concrete Nouns	Abstract Nouns
1.	1.
2.	2.
3.	3.
4.	4.
5.	5.

Name: _____

Nouns with Superheroes Worksheet

Part One: Identifying Nouns

Circle each noun. There is more than one in each sentence



1. The city of Metropolis needs a real superhero to fight crime.
2. The superheroes in Metropolis have some pretty silly superpowers.
3. John has the most amazing superpower.
4. With just a little caffeine, John can study all night!
5. Cowboy Boy lives in a quiet little town in New Mexico.
6. Captain Football can throw a football over Mount Everest with one hand!
7. Birdman can talk to birds but the birds have been getting bored with his conversation recently.
8. The Grasshopper can jump over cars, trees, and buildings.
9. The Flea is always itchy and never hesitates to bite his enemies.
10. All good superheroes fight for truth, justice, and the right to wear spandex.
11. Homework Girl can complete any task that her teacher assigns in a single class period.
12. Mister Invisible is awfully hard to find, unless there is snow on the ground.
13. Turbo Boy has super speed, lots of attitude, and minty fresh breath.
14. The Mule can carry ten times his own weight.
15. Mr. Morton has only one weakness: mortonium, a secret metal that drains intelligence from geniuses.

Part Two: Recognizing Noun Types

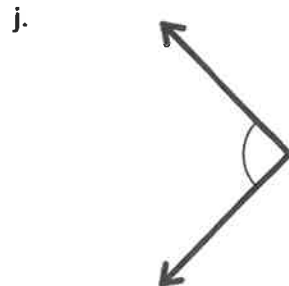
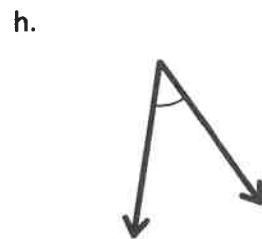

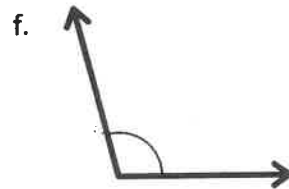
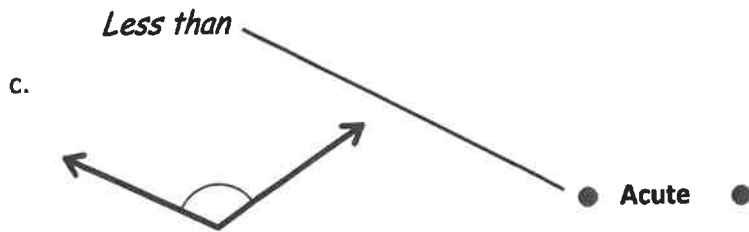
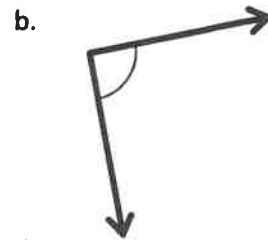
Determine whether each noun is singular or plural, common or proper, and concrete or abstract.

- | | | | |
|----------------|--------------------|------------------|----------------------|
| 16. speed | _____ | _____ | _____ |
| | Singular or Plural | Common or Proper | Concrete or Abstract |
| 17. Metropolis | _____ | _____ | _____ |
| | Singular or Plural | Common or Proper | Concrete or Abstract |
| 18. children | _____ | _____ | _____ |
| | Singular or Plural | Common or Proper | Concrete or Abstract |
| 19. weaknesses | _____ | _____ | _____ |
| | Singular or Plural | Common or Proper | Concrete or Abstract |
| 20. John | _____ | _____ | _____ |
| | Singular or Plural | Common or Proper | Concrete or Abstract |

Name _____

Date _____


1. Use the right angle template that you made in class to determine if each of the following angles is greater than, less than, or equal to a right angle. Label each as *greater than*, *less than*, or *equal to*, and then connect each angle to the correct label of acute, right, or obtuse. The first one has been completed for you.



Name _____


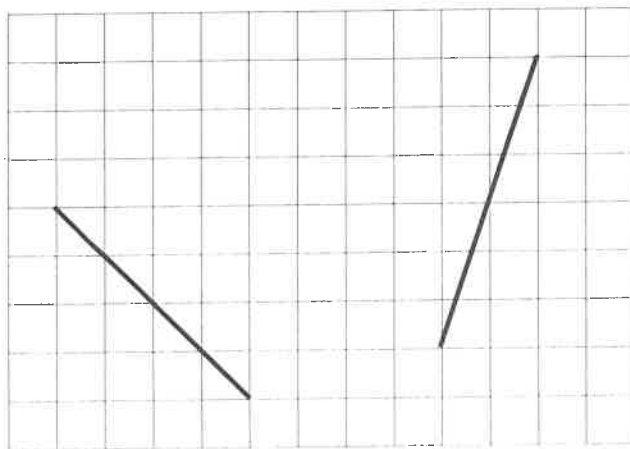
Date _____

1. On each object, trace at least one pair of lines that appear to be perpendicular.



2. How do you know if two lines are perpendicular?

3. In the square and triangular grids below, use the given segments in each grid to draw a segment that is perpendicular. Use a straightedge.



Name: _____

Adverbs and Adjectives Worksheet

Directions: Circle the correct form to complete the sentence.

1. The student wanted to finish her homework **quick** / **quickly** .
2. Todd walked very **sneaky** / **sneakily** down the hallway.
3. The student was in such a hurry that she did **bad** / **badly** on the assignment.
4. The girl sang **beautiful** / **beautifully** .
5. The classroom was very **noisy** / **noisily** .
6. Antonio wound up and threw the football **hard** / **hardly** .
7. Whoever made the cake did a **wonderful** / **wonderfully** job.
8. She was running down the hallway **crazy** / **crazily** .
9. She answered the question **wrong** / **wrongly** .
10. The flowers smelled **good** / **well** .

Underline the adjectives and circle the adverbs. **There is at least one of each in every sentence.**

11. I have six dollars but, unfortunately, I need ten dollars to get into that awesome movie.
12. He quickly threw on his green pants and orange shirt.
13. I am very mad, but I am not mad at you.
14. The black cat stealthily walked on the old windowsill.
15. We happily ate the fat, juicy steaks.
16. She clumsily spilled hot coffee on her pink shirt.
17. The car is not red.
18. The cat is really old.
19. The student sloppily wrote his answers on the crumpled homework sheet.
20. The teacher angrily graded the messy homework assignment.
- 21-25. Write five adjectives and show how they can be turned into adverbs.

Name: _____

Nouns

Directions: determine whether each noun is common or proper; **and** singular, plural or possessive; **and** concrete or abstract. Write your answers on the appropriate lines.

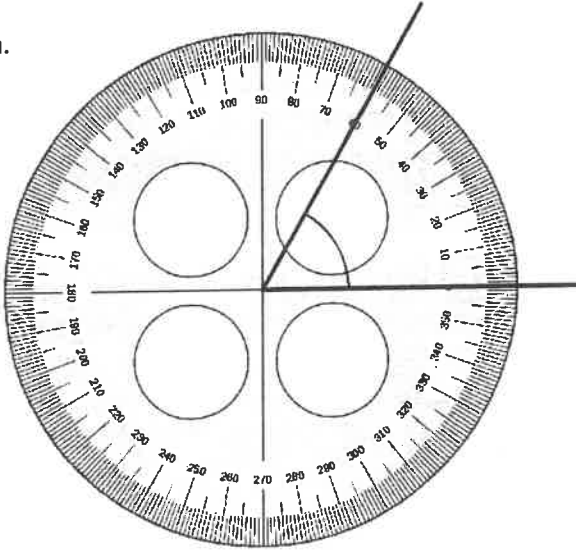
1. cars _____
 common or proper? singular, plural, or possessive? concrete or abstract?
2. holiday _____
 common or proper? singular, plural, or possessive? concrete or abstract?
3. Las Vegas _____
 common or proper? singular, plural, or possessive? concrete or abstract?
4. Byron's _____
 common or proper? singular, plural, or possessive? concrete or abstract?
5. books _____
 common or proper? singular, plural, or possessive? concrete or abstract?
6. babies' _____
 common or proper? singular, plural, or possessive? concrete or abstract?
7. hope _____
 common or proper? singular, plural, or possessive? concrete or abstract?
8. pepperoni pizza _____
 common or proper? singular, plural, or possessive? concrete or abstract?
9. Chicago River _____
 common or proper? singular, plural, or possessive? concrete or abstract?
10. doctors _____
 common or proper? singular, plural, or possessive? concrete or abstract?
11. safety _____
 common or proper? singular, plural, or possessive? concrete or abstract?
12. encyclopedia _____
 common or proper? singular, plural, or possessive? concrete or abstract?
13. Ford Taurus _____
 common or proper? singular, plural, or possessive? concrete or abstract?
14. Gina Davis's _____
 common or proper? singular, plural, or possessive? concrete or abstract?
15. *Holes* _____
 common or proper? singular, plural, or possessive? concrete or abstract?

Name _____

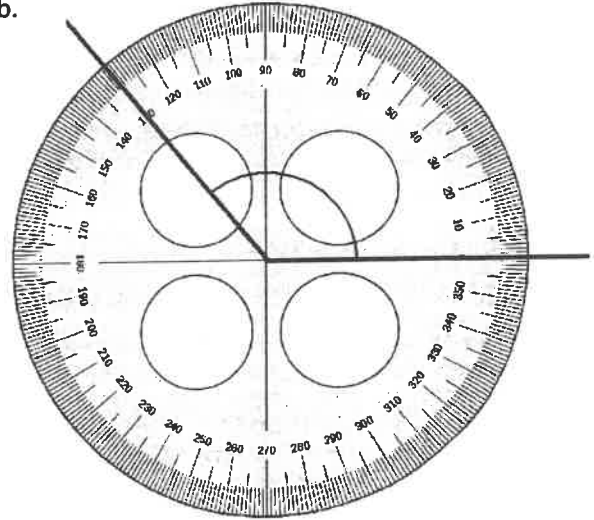
Date _____

1. Identify the measures of the following angles.

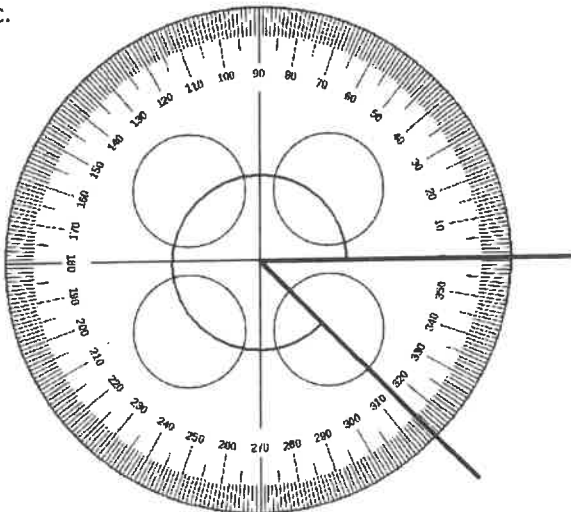
a.



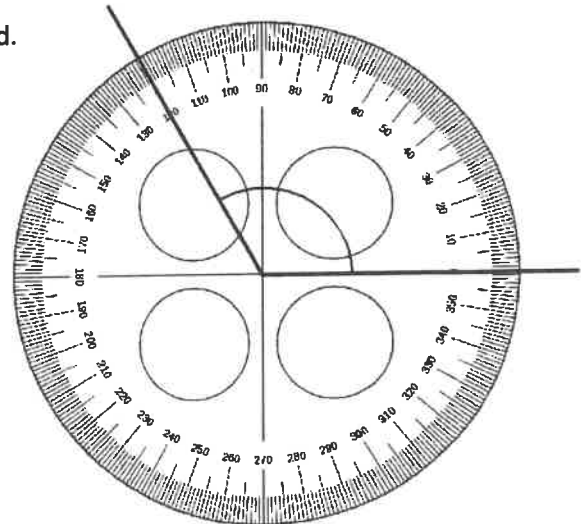
b.



c.



d.



Name _____

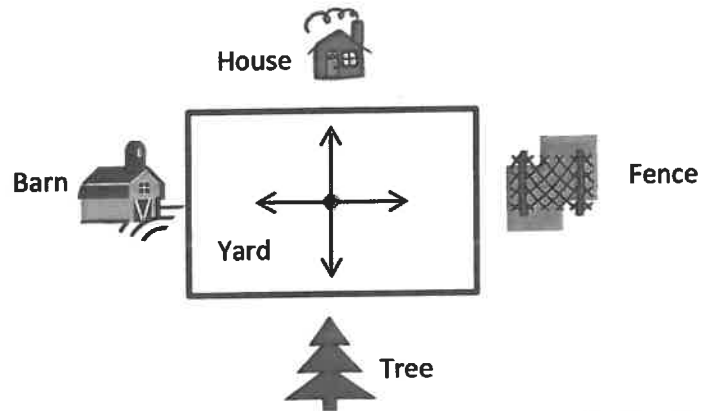
Date _____

1. Jill, Shyan, and Barb stood in the middle of the yard and faced the barn. Jill turned 90° to the right. Shyan turned 180° to the left. Barb turned 270° to the left. Name the object that each girl is now facing.

Jill _____

Shyan _____

Barb _____



2. Allison looked at the clock at the beginning of class and at the end of class. How many degrees did the minute hand turn from the beginning of class until the end?



Beginning



End

3. The snowboarder went off a jump and did a 180° . In which direction was the snowboarder facing when he landed? How do you know?
4. As she drove down the icy road, Mrs. Campbell slammed on her brakes. Her car did a 360° . Explain what happened to Mrs. Campbell's car.